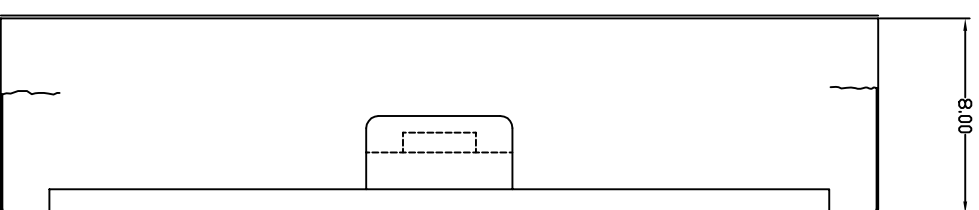
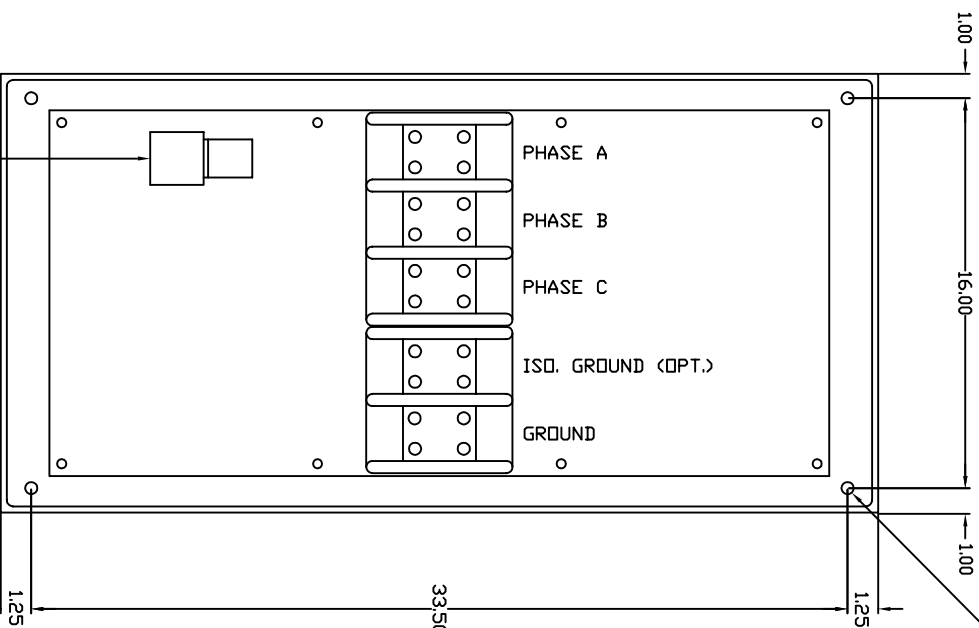
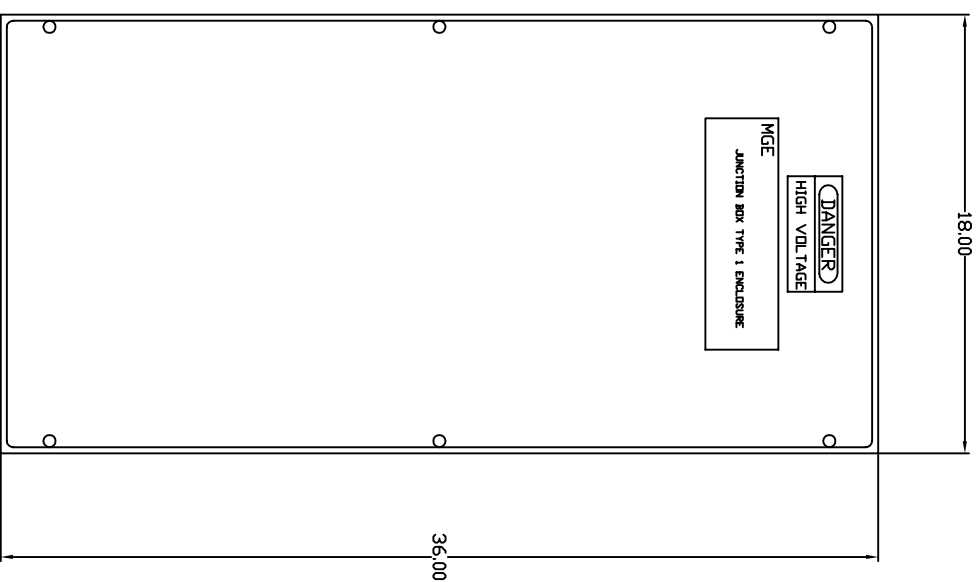
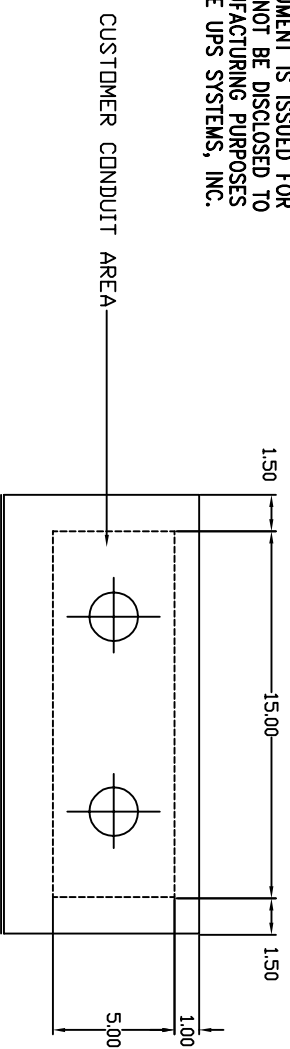


MGE UPS SYSTEMS, INC. CLAIMS PROPRIETARY RIGHTS IN THE MATERIAL DISCLOSED HEREIN. THIS DOCUMENT IS ISSUED FOR ENGINEERING INFORMATION ONLY. IT MAY NOT BE DISCLOSED TO OTHERS NOR MAY IT BE USED FOR MANUFACTURING PURPOSES WITHOUT WRITTEN PERMISSION FROM MGE UPS SYSTEMS, INC.



CUSTOMER CONDUIT AREA

REVISIONS			
REV	DESCRIPTION	DATE	APPROVED
A00	RELEASE PER ECN-002658	6/4/02	IK
B00	REVISED PER ECN-002790	9/4/02	IK

DWG NO.	90-505052-00	SH	1	REV.	B00
---------	--------------	----	---	------	-----

CONDUIT HOLE CHART	
AMPS	CONDUIT HOLE SIZE
400A - 450A	(2) 3"

UNLESS OTHERWISE SPECIFIED DIMENSIONS ARE IN INCHES AND [MILLIMETERS]. TOLERANCES ARE:

DECIMALS	[MILLIMETERS]
.X=# .1	X=# 2.54
.XX=# .03	X=# 7
.XXX=# .010	XX=# .25

ANGLES ± 0°30'

CONTRACT NO.	
APPROVALS	DATE
DRAWN MAYOR SHAH	11/12/01
CHECKED JIM CHEN	11/12/01
ISSUED IRENE KENNEDY	11/12/01

**MGE** UPS SYSTEMS  
 MGE UPS Systems, Inc.  
 1660 Scenic Avenue  
 Costa Mesa, CA. 92626 U.S.A.

**INSTALLATION DRAWING**  
 400A - 450A POWER J-BOX  
 (36X18X8)

FINISH	DO NOT SCALE DRAWING	SCALE	NONE	CAD	SHEET	1 OF 1
SIZE	CAGE CODE	DWG NO.	REV.			
B	9L985	90-505052-00	B00			

6. CONNECTION: (2) 350MCM-#4AWG.
5. ISD. GROUND NOT USED ON STS.
4. LIGHTNING ARRESTOR LOCATION.
3. COLOR: MGE LIGHT GREY.
2. WEIGHT APPROX: 175 LBS WITH CONDUITS, NOT SHOWN.
1. DIMENSIONS ARE TO THE OUTSIDE EDGES OF THE ENCLOSURE EXCLUDING HARDWARE, ETC.