

MGE Remote Power Management Module

“Power Distribution to critical loads with continuous power.”

68 / 84 /168 Pole



MGE Remote Power Management Module (RPMM) integrates electronic grade grounding and distribution for up to 168 output breakers in a completely self contained, single enclosure.

- > Input : Single source
Two source
Four source
- > Comprehensive monitoring & alarms
- > 42-pole distribution panel boards (Qty 2 or Qty 4)
- > Single point ground
- > Panel board main breaker high current monitoring and alarm

MGE RPMM Features



PMM Remote ~ Expansion made easy

The biggest requirement for many distribution systems is to provide an adequate number of branch circuits. The RPMM contains 2 x 42 pole panel boards in a very compact footprint and can be fed by any 208 VAC source, such as a PMM equipped with mainframe distribution breakers.

- ▶ 2 x 42 pole panel board with individual main breakers
- ▶ Back-to-back or side-by-side 168 pole configurations
- ▶ Hinged panels and dead front
- ▶ Top or bottom cable entry option

Options

- ▶ Multi-Circuit Meter (MCM), SMD63 Display
- ▶ PM800 meter (Single Source Model Only)
- ▶ Branch circuit current monitoring
- ▶ Input junction box (Single Source Model Only)
- ▶ Input/output isolated ground bus
- ▶ 120 VAC shunt trip on panel board main circuit breaker

Breaker Current Scanning Technology ~ A new level of reliability

Combining the MCM with Innovative Reliability Enhancement Monitoring Systems and advanced breaker scanning technology virtually eliminates 3 of the 4 primary points of failure. Together these systems help prevent distribution load losses before they happen, optimizing distribution reliability and current utilization by:

- > Alerting operators before breakers are at risk of tripping
- > Providing detailed current information for phase balancing and circuit management
- > Accurately indicating which circuits have available capacity

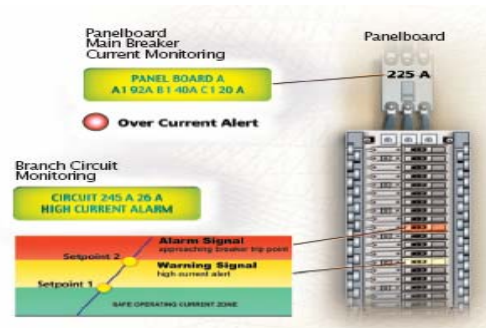
Main Circuit Breaker Monitoring: Distribution panel

boards are equipped with 225A main breakers, but typically feed in excess of 500A worth of distribution circuit breakers putting the main breaker at risk of tripping as load densities increase. Current on the main input breaker is monitored to prevent over current conditions, which can result in catastrophic trips.

The MGE Panel board Main Circuit Breaker Monitoring System

continuously scans the panel board main breaker current, alarming when it approaches trip levels. Individual panel board phase currents are also displayed, optimizing panel board capacity and simplifying the balancing of phases.

Branch Circuit Current Monitoring: Accidental tripping of branch circuit breakers due to overloading is a leading threat to reliability. The Branch Circuit Current Monitor scans the current of all panel board branch circuits, alarming when current levels exceed a user programmable set point before the circuit breaker is at risk of tripping. Branch circuit currents can also be viewed on the local LCD or downloaded onto a PDA via the PMM's IR port.



MGE PMM Features & Services

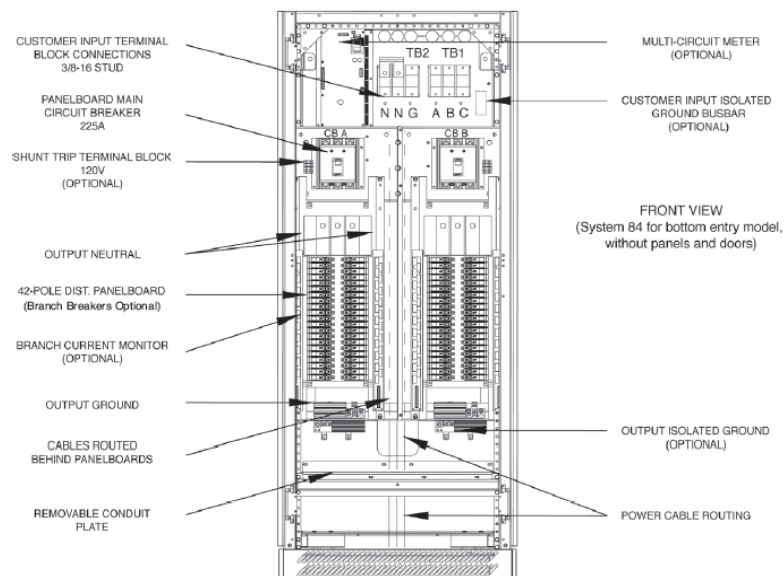


Back-to-Back, Side-to-Side ~ configure a footprint to meet your needs

**A) Back-to-Back Configuration–168 Poles
29.5”W x 72.2”H x 28”D**

**B) Side-to-Side Configuration–168 Poles
59”W x 72.2”H x 14”D**

The standard RPMM cabinet contains two x 42 pole panel boards. Up to two extra panel boards (168 poles total) can be added using either Back-to-Back or Side-to-Side cabinet configurations.



Maintenance contracts

A maintenance contract on your PMM ensures a smooth running system allowing you to focus on your core business. A maintenance partnership with the company that manufactures and installs your PMM systems provides continuity and service levels no one else can meet. APC by Schneider is pleased to offer the industry's most comprehensive, efficient and cost effective maintenance programs designed in an à la carte fashion to tailor the program to your specific needs. While you can custom build a maintenance program specific to your site, APC has devised 3 basic packages(ULTRA, PREMIER , SELECT) that cover a majority of the needs of our customers. However, even these three packages can be customized to your precise specifications and budget.

Technical characteristics

Optional

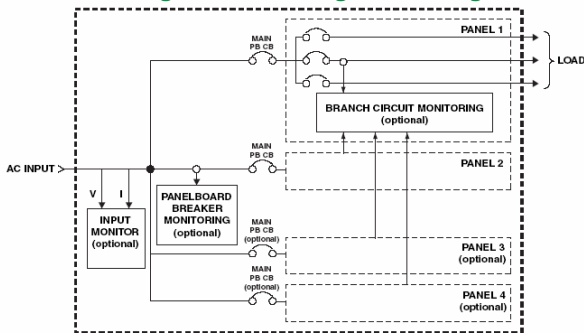
- > Input junction box w/10' cable (Single Source Model Only)
- > 120 VAC UV shunt trip on panel board main circuit breaker
- > Floor stands (12" or 18")
- > Input/output isolated ground (per panel board)
- > Locking door

Optional Power Monitoring & Communications

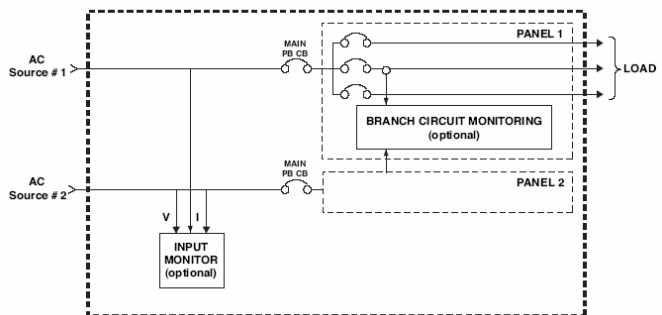
- > MCM meter (output/load side)
- > PM800 meter (output/load side)
- > Panel board main circuit breaker current monitoring
- > Branch circuit breaker current monitoring (50 A max)

Rated power (kVA)	84 (2 Panel Board)	168 (4 Panel Board Back to Back)	168 (4 Panel Board Side to Side)	84S	168B2S	168B4S	68S2S	68S4S
Normal AC supply input								
Input Voltage	208/120 VAC							
Frequency (Hz)	60Hz,							
Number of phases	4 Wire + G							
Output Rating								
Output Voltage (VAC)	208/120 VAC							
Number of phases	4 Wire + Ground							
Efficiency	> 99 %							
Environment								
Cable Connection	Bottom cable entry (all models) / Top cable entry (single source model only)							
Ventilation	Convection cooled							
Standards								
Approvals	UL 891							
Dimensions & Weight								
Width	29.5"		57.5"	29.5"		57.5"		
Depth	13.98"	27.8"	13.98"	27.8"		13.98"		
Height	72.21"							
Weight (lbs.)	470	900	940	470	900	900	940	940

RPMM Single Source -Single Line Diagram



RPMM Four Source -Single Line Diagram



RPMM Two Source -Single Line Diagram

