


MGESM Battery Cabinet with Roll Out Trays

Designed for the
EPS 8000 1.1/1.0 KVA UPS

Effective Date: 01/26/09

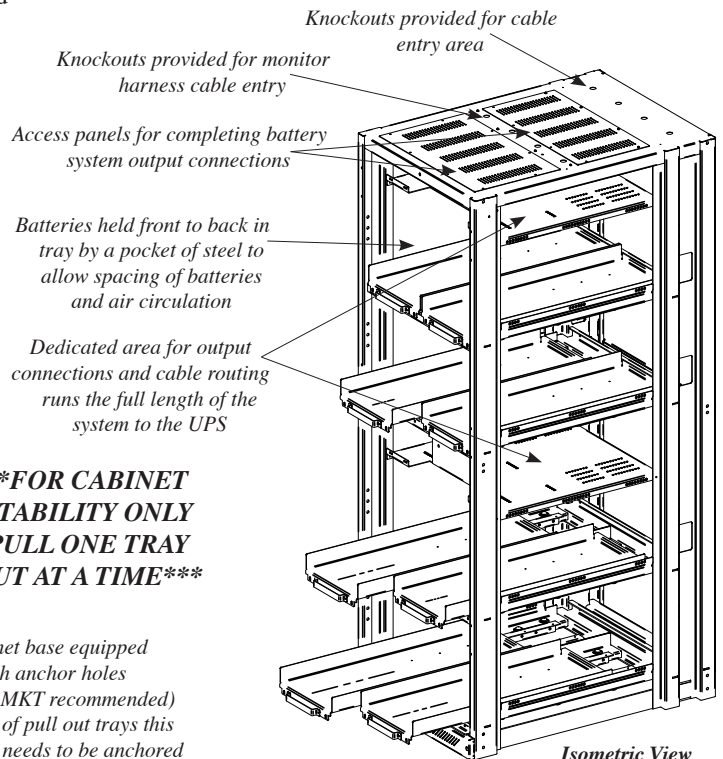
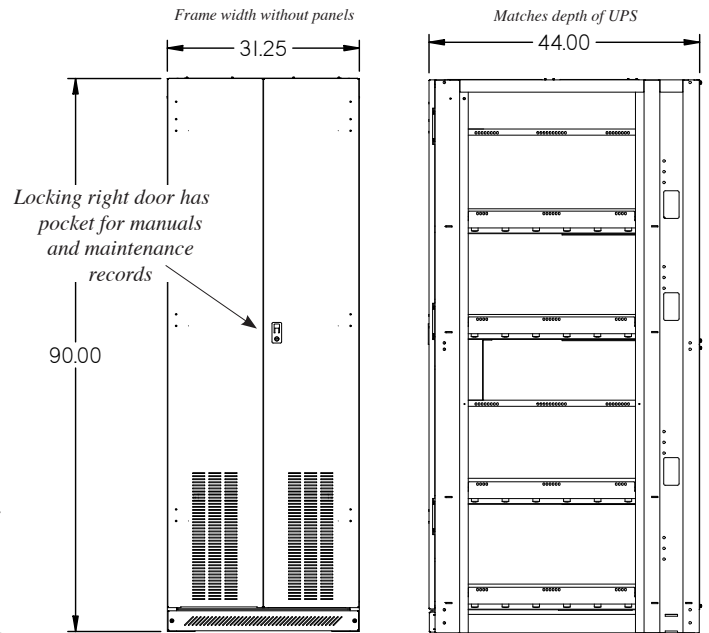
Bulletin Number: 906210-4

Features:

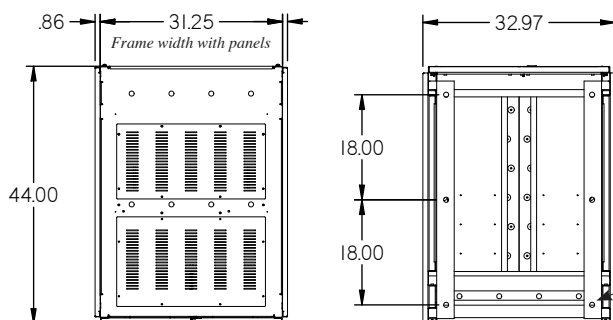
-  UL Listed with factory assembly.
- One of the tightest footprints available. A space saving footprint saves valuable equipment room floor space. At the same time allows access to the batteries from all sides for service.
- Cabinet mechanical features:
 - Welded heavy gauge steel welded construction.
 - Acid resistant powder coat epoxy paint.
 - Doors and panels remove easing installation and maintenance.
 - Front and back of cabinet accessible to standard material handling equipment.
 - Can be installed in single or multiple cabinet lineup as adjacent to each other or in a remote configuration.
 - Side panels designed as universal for installation on either side.
 - Dedicated area for electrical output connections and cable routing.
 - Designed for monitor harness installation.
 - Locking right door has pocket for manuals and maintenance records.
- Roll out tray features:
 - Designed to hold all UPS VRLA battery makes and models.
 - Trays are designed with rollers to ease the effort to pull them out for battery service.
 - Once the trays are positioned, they are bolted down, holding them securely in place in the cabinet.
 - The trays are equipped with stops to prevent them from being pulled too far out past the cabinet frame.
 - Only one tray to be pulled out at a time.
 - Batteries are secured in the tray even when it is pulled out for service.
- System electrical features:
 - SqD DC rated breakers in each cabinet with UVR or Shunt Trip and 2A/2B Aux. Contacts.
 - Breaker installed horizontally to lessen the chance of opening during a seismic event.
 - Batteries accessible from all sides of the cabinet.

- Optional items include:
 - Floor stands
 - Spill Containment Pans
 - Installation of battery monitors
 - Main battery system breaker rated up to 2000 amps
 - Seismic Anchor Brackets
 - Side Junction Cabinet

Front view and side view and dimensions of frame only, no panels
all measurements shown in inches



Top view and bottom view shown with panels. Each panel adds .87" to the width



*****FOR CABINET STABILITY ONLY PULL ONE TRAY OUT AT A TIME*****

Cabinet base equipped with anchor holes (Hilti or MKT recommended) Because of pull out trays this cabinet needs to be anchored



Not a purchase, an investment.

10817 Sanden Drive • Dallas, Texas 75238-1338
Tel: 214-348-7105 • Fax: 214-348-7115 • Email: sales@intrapack.com